



Protecting Our Environment

This product should not be disposed of with your household waste. At the end of its working life please take to your local Recycling Centre. If you are unsure, check with your Local Authority or original retailer for recycling advice.



Declaration of Conformity

VELD hereby declares this product is in compliance with all essential requirements and relevant directives.

EU: EN55035, EN55032, IEC 62321

Full documentation is available on request.




2 Year Guarantee

This product is guaranteed for two years from the date of purchase. This does not affect your statutory rights. Proof of purchase required, terms and conditions apply. For full information visit veldpower.com.

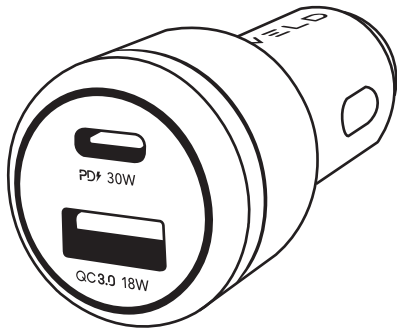
VELD

AVF Group Ltd, Hortonwood 30, Telford, TF1 7YE

 veldpower.com  support@veldpower.com

VELD

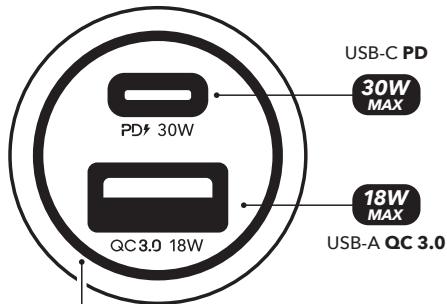
SUPER-FAST **2 Port Car Charger**



VC48DG



Connect to **12-24V**
in-car power outlet



LED Light will illuminate when connected to power

Input: DC 12-24V
USB-C: 5V/3A, 9V/3A, 12V/2.5A **30W**
USB-A: 5V/3A, 9V/2A, 12V/1.5A **18W**
USB-A + USB-C: 48W MAX

FAST CHARGING FEATURES



- **SUPER-FAST** up to 30W for tablets, iPad, iPhone, Samsung Galaxy and other Power Delivery (PD) devices
- Suitable for powering MagSafe & Qi2 chargers
- For top PD performance, use a cable rated **30W** or above such as **VELD VCC203W1**



- **SUPER-FAST** up to 18W for Samsung phones and other Quick Charge 3.0 devices (Also compatible with QC 1.0 and 2.0 devices)
 - Suitable for powering Qi wireless charging pads
 - For top QC performance, use a cable rated **18W** or above such as **VELD VAC100W1**
-
- Fully compatible with all USB powered devices, up to 50% faster than a standard 5W charger

SAFETY PRECAUTIONS

- Do not expose to extreme temperatures.
- Do not expose to liquids, rain, snow or humidity.
- Do not disassemble the product.
- Do not connect to damaged or unsafe power outlets.
- Avoid dropping or damaging the product.
- Keep out of reach of children.
- Clean regularly with a dry cloth. Disconnect from power before cleaning.